

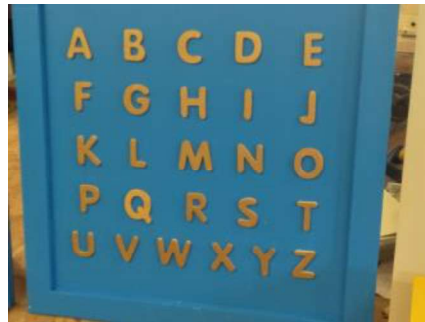





PAST PROJECT: WAIROA SCHOOL SENSORY BOXES

Following up from the success of the 6 piece outdoor sensory panels made back in 2014 and erected in the playground, in 2019 the members of the Waverley Shed went about making sensory boxes for the Wairoa School, a school for children aged 5 to 18 years, all with moderate and severe intellectual disabilities including complexities, which impacts on their lives daily, particularly physical disabilities, Autism, medical and health care issues which require assistance and specialist equipment.



Recently the School upgraded a small play area in the main playground used by children who have high sensory needs. The Waverley Men's Shed members designed and made beautiful sensory boards for this play area, including a posting panel made from colourful pipes and framed panels with a variety of tactile elements.

These framed panels are explored by the students who are curious about the materials. These panels are placed at accessible heights within the play area and provide interesting activities for the students and encourage them to interact and socialise together. This all helps improve the quality of the lives of our students.



At the Waverley Men's Shed we are proud of our continuing relationship with the Wairoa School and look forward to being able to assist in the future.

Special thanks to **Peter Black** who became the driving force behind this project, but he was very ably and willingly assisted by the members.