



WAVERLEY COMMUNITY
MEN'S SHED INC.

SCUTTLEBUTT

WCMS MEMBERS' NEWSLETTER

Patron - The Hon. Marjorie O'Neill MP, Member for Coogee

Volume 4 Issue 6

JUNE 2023

Editor: Tom Wolf <newslettereditor@waverleycommunitymensshed.org.au>

Website: <http://waverleycommunitymensshed.org.au>

All photographs and articles published remain the copyright property of the contributor and WCMS unless released. Some articles are researched from internet material and no copyright infringement is intended

IF YOU ARE NOT WELL, YOU ARE NOT WELCOME AT THE SHED!



PRESIDENT'S MESSAGE

Members, we have some **GOOD NEWS** that I would like to share. After the troubles of COVID including limited access to the Shed, masks, cleaning and keeping distance we found that there was a significant reduction in members renewing their membership. But things are looking up, we are working through the waiting list and new members are coming through, we are back up to over 60.

The **BETTER NEWS** is we are continuing with clearing and making more room. After the back room earlier in the year we have cleared out the under-bench spaces so there is now room for members to store their bags during the day that they are in the Shed and then a place to store part finished work till next week.

Another change is that we have reviewed the roles and responsibilities of the Admin and Tech Supervisors and I expect that the final documents will be approved at the next Board meeting.

These changes should help us improve the way things are managed.

If we don't look out it will be Christmas again and we need lots of toys to give to hospitals and deserving little people well before December. Not all of us have the skill, ability and patience to make the magnificent trucks and graders that Ian Dawes makes but Bremmy has made a fleet of graders and Peter Robilliard is now working on his third VW. We need a lot more.

Did you know that the Shed has a portfolio of toy designs for you to use. Most have examples of the finished product, templates and instructions that can be used by members to make toys for the Shed to donate at Christmas time. Get involved in toy making and see how many you can make.

In addition for those members wanting to practice/improve their turning we need a large number of Kokeshi Dolls to give to the retirement home for them to paint and decorate. These dolls are both excellent for learning spindle turning and are quick and easy to make.

Peter



TIMBER & ARTISAN SHOW 2023

02 – 04 June 2023

Sydney Showgrounds

10am – 4pm daily

The show stays connected to its strong woodworking heritage with a prominent timber and woodcraft presence but there will be a range of additional and complementary creative disciplines to visitors.

We encourage our members to discuss attendance at the daily lunchtime sessions and to organise attendance as a group. Entry fee discounts apply to groups who pre-book.



FROM THE EDITOR'S DESK

We are approaching our 10th anniversary and it is time to start planning for this important event. Perhaps discussions at lunchtime breaks would be the best? Those of us who have been here since day 1 are incredibly proud of the Shed's achievements, I believe that every member, past or present, should be equally proud.

I keep telling all who will listen that it is not the wonderful creations and work we do, but the most important element of our existence is the mateships that have formed. I am proud to call all Shed members "my mates".

In the January 2023 issue I acquainted our readers with my exploits with the first car that I ever purchased (no, not the one I borrowed from my Dad, but the wreck that I could afford). It was written by me with the profound hope that it may get some other members to write about their experiences with their first (or any other) car, or indeed with any other memory from their long (and often exciting) lives

I am used to disappointments from lack of reader support for Scuttlebutt but the lack of support on this otherwise popular topic that often makes for conversation at lunchtimes was palpable.

Dear readers, this is your newsletter, so please support it!

Tom

In all our literature, discussions and inductions we have always referred to the Waverley Men's Shed as a **"men's health initiative"**. This continues to hold true, but an even better definition of a Men's Shed from another source has been found (and stolen) for our purposes?:

"The Men's Shed is about connection, collaboration and creativity"

-Ed

Why do I find computers difficult?

by Richard Cortis

Back in my early years, electric things had knobs and switches. Each knob and each switch had a specific function. But that was in the 1950's and 1960's before things went solid state and then got complicated. According to my understanding of history, the first point contact transistor was invented at the Bell Telephone Laboratories in 1947 but it was not very practical.

The bipolar junction transistor was developed in 1948 and this was the first viable transistor. Mass produced silicon transistors began to be produced in the early 1950's. By the late 1950's transistor radios and some other devices began to become available but at a substantial cost. But they still had a volume knob and a tuning knob like the old thermionic valve radios we had grown up with. Telephones still had rotary dials. In the meantime, the young boffins in the backroom were developing solid state computers. From the mid-1950's, computers were mainly a "University Thing" where operators needed a minimum of a PhD just to play with them. Computers were also seeping into the government and big time corporate world during this period. Printers required that old tractor-drive paper with the holes in the edges. However, ordinary people almost never set eyes on a computer during this early period of development.

Computers were talked about more during the 1970's and the early 1980's. Some early and very basic computers were beginning to appear in schools but no-one really knew what to do with them. Being ahead of our time, we purchased a basic computer in about 1985 but, in the absence of other obvious uses, it was used by my children to play games. In the late 1980's I started to use the computer to write letters and reports for my business but the programs were very crude. I was an "early Baby Boomer" so, by the time computers became relatively mainstream, I was well and truly middle aged and I had to ask my children for advice and assistance in computer use. The kids knew how to do things and developed new skills quite rapidly but I was still back in the era of knobs, switches and thermionic valves that glowed.

Today, my grandchildren do not go anywhere without an iPad and a mobile phone. Meanwhile, the sophistication of computers has expanded exponentially. Is it any wonder that I now find difficulty keeping up with the wretched things?

Have fun!



LOCAL MEMBER'S VISIT

On 2nd May 2023, our Shed entertained the **Hon. Allegra Spender MP**, federal member for Wentworth.

Ms Spender had attended the Shed prior to her election success last year so as to acquaint herself with our work in the community, and it was again a great pleasure to see her mingling with members and seeing the work that we do.



Many members came to the Shed to welcome Ms Spender and her assistant.

We thank Freida Barker for her luscious cake which was thoroughly enjoyed by all.



NEW STEPS FOR OUR WOODSHED

After many years of faithful service exposed to the elements (and rotting away), it came time to replace the steps to the Woodshed.

Peter Charlton, Mo Dhanoya, Tony Mandarano and Peter Robilliard took the job on and are getting it done.



**GET THE COVID BOOSTER
AND FLU SHOT
BEFORE COVID AND/OR
THE FLU GET YOU**



ROAD TOLL PHISHING SCAM ALERT

Be aware of scammers posing as road toll companies saying you have a payment overdue.

Individuals are being sent a message via SMS, Email or Whatsapp saying they have an outstanding road toll to pay, prompting them to click a link to complete the payment, or update their payment details.

This link directs the individual to a scam website that requests card details which are quickly stolen and used to set up a digital wallet on a mobile device operated by a scammer.

A verification code is sent to the individual via SMS, and if this verification code gets in the hands of a scammer, they will be able to purchase items using the new digital wallet.

Remember:

1. If you receive an unexpected call, email, or SMS demanding payment, do not provide any information. Contact the company or person making the request through an established channel and verify the information before making any payment.
2. If you think you have provided your account details to a scammer, contact Heritage immediately.
3. If you've been a victim of a scam, you can report it to the ACCC via the report a scam page to help protect others from similar scams. Visit scamwatch.gov.au/report-a-scam.

Share this scam alert to help spread the word to your friends and family..



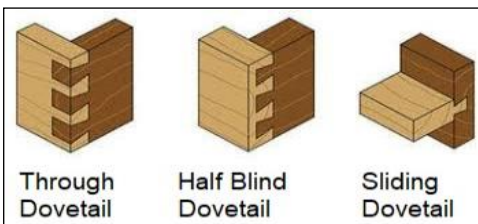
DOVETAIL AND FINGER JOINTS

If you are a member and you wish to make all types of wooden boxes, such as: jewellery and keepsake boxes, chess-piece boxes and boards, these items are usually made by jointing the sides of the boxes using decorative dovetail or finger joints (some are shown in the example on the right).

As it is not in everyday use at our Shed, some of the newer members may not be aware that we have a jig at Waverley Shed with which you can make these joints easily and much faster than by hand.



There are also a number of Technical Supervisors who are able to demonstrate and teach the use of the jig on the table router, all you have to do is **ASK NICELY!**

So, now is the time to start planning for those beautiful treasures you may wish to give to family and friends for Christmas?



POKER CHIP HOLDERS

Kenny Lazarus didn't like the *poker chip holders* he made by drilling them out on the lathe (see previous photos), so he has taken to cutting the groove on the table router with much better results ... except for the mess!!





JEWELLERY BOXES

Last month we posed the question as to what will be **Ian Dawes'** next project after he completed his trilogy of construction vehicles.

We didn't have to wait for long as he is already well advanced on jewellery boxes with inlay lids. We recognise the "target" as typically "Ian", but wonder if he got his inspiration for the chequer-board design from Harry Jacobs?



COMMUNITY REPAIR JOB: TABLE

William Honeyball has completed repairs to a beautiful marquetry topped coffee table left with us for repairs by a member of the community. William has done a phenomenal job ... but would you expect otherwise?



WCMS TO THE RESCUE

This photo may not look much but to Helen who lives in the Edina Apartments the lack of a door handle on her wardrobe was a major problem. Waverley Men's Shed to the rescue.

Problem solved



BRAINFREEZE

SOME SITUATIONS DON'T NEED AN EXPLANATION



IS HE THE BIONIC MAN?

Richard Cortis is sporting a new brace after having 5 surgical openings of his right knee. It limits movement but works real well. At least Richard has sufficient mobility to attend the Shed regularly and share his lunchtime with his mates.



PETER'S SINK COVER

When your Editor first saw **Peter Ulmer's** kitchen **sink cover**, he remarked that it was very much like a toilet seat. Peter's response is that if his wife doesn't like the sink cover, he may consider cutting a hole into the middle!

(Doesn't that remind you of an old "Irish joke" we cannot repeat for political correctness?)



For the record, the finish that Peter has achieved on this piece of timber is incredibly **SMOOOTH** and was very much appreciated on Mother's Day!!



AS I WAS GETTING INTO BED SHE SAID "YOU'RE DRUNK!" I SAID "HOW CAN YOU TELL?" SHE SAID "YOU LIVE NEXT DOOR!"



PIERRE'S BIRDS

Last month you got a glimpse of **Pierre Carri-on's** lorikeet. The project is now complete and Pierre proudly shows off photos of hi fence illustrated with paintings of native Australian birds painted on timber panels. They are fantastic!!



RODNEY'S FAMOUS HOUSES

For some time **Rodney Bassetti** has been promoting and selling framed reproductions of his paintings, including those from a series of famous houses in the Easter Suburbs. Recently, Rodney brought in and showed us his Vaucluse House picture.

PRETTY GOOD!!



SID IS GETTING ON WITH IT!

Last month we featured **Sid Lewinsky's** coffee table. That project was the first that Sid had ever completed and it proved to be so successful that he has been "commanded" to make another piece of furniture for his home, this time a bench to be set under a window at his home.

With a bit of help (or is it hinderance?) from **Kenny Lazarus** and **Mike Barker**, he is getting on with it.





ANOTHER "DUNERA" MODEL

Tom Wolf has been requested, following up on the success of the model of "HMT Dunera" that was presented to the Tribute Museum, to make another model of that famous ship for the Dunera Museum in Hay. Work has now started on the project that will likely take about 12 months to complete.



DAVE'S ARK

Dave Colwell has completed building his Noah's Ark, we hope that it is not a precursor to inclement weather this winter. Built with stalls for all the animals layered over 3 floors, Dave has placed it into a beautiful garden scene and fitted it with a ramp where the animals can go on board "two by two".



Don't argue with
an idiot ...

people watching
may not be able to
tell the difference




FLOATING SHELVES

By Tod Thompson

"She who must be obeyed" is renovating her bathroom and found this floating shelf for sale on Etsy.

When she told me they were around \$45 each for a batch of 3, I had a look and thought I could make that!

So she went to Wastewood and bought a lovely piece of American Oak for \$40. A big plug for Wastewood. They are a recycling center in Marrickville specializing in re-claiming wood. I will definitely be going there next time I need to purchase wood. <https://wastewood.com.au/>



1

I brought it to the Shed, where I thickened it to 25mm and Ian Dawes kindly ripped it and cross-cut the Oak on the table saw to the requested, bespoke, 140mm squares.

I then finished the squares by putting a very gentle round on the corners using the linisher.

1. Now for the fun part. Rodney Goldberg astutely showed me how to set up the squares vertically in the special vise on the drill press, and with that guidance I was able to drill straight and plumb holes into the sides of the squares.

Having bought some M10 Dowel Screws, I then wound one! Yes, only 1 dowel screw into the shelf.

2. I was a bit sceptical about the design so I did a proof of concept test by bringing an old brick to the men's shed and putting a 12mm Ramset wall plug into the brick.



2

3. I then wound the dowel screw, complete with wooden shelf into the ramset wall plug inset into the brick. And it worked! Much better and more convincingly than I thought it would.



3

4. On that basis I made 3 more and took them to the fair lady's manse, where I set upon the bathroom walls with the masonry drill. "Her indoors" said I looked very manly :)

5. To my surprise the shelves wound in very easily to the wall plugs and were easily levelled and were secured without harming the wall paint.



4

"The Lady of the House" was very pleased and needless to say, my stock has risen. I will bask in the glory of a completed task for another 6 months or so before I attempt anything more complex.



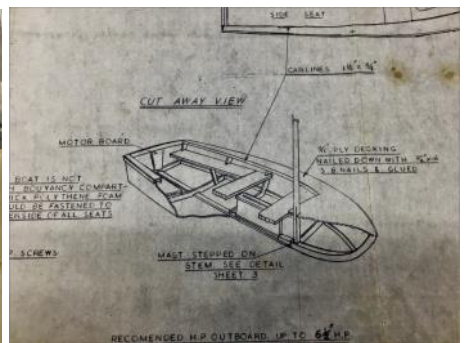
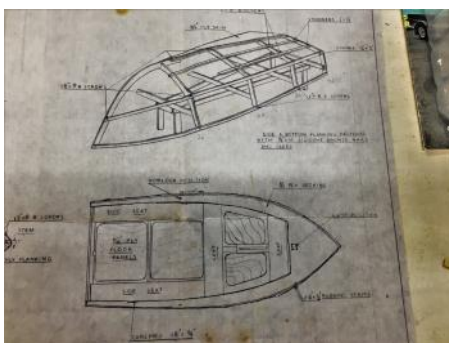
5

mark moran
VAUCLUSE

DACH'S DINGHY

Photos and report by Tom Wolf

Dach Hall purchased plans for a 9ft dinghy at Knock & Kirby's, the famous (but now long gone) hardware store in Sydney's CBD in the 1980's. The dinghy that he built from, those plans gave him very many happy years of sailing on Sydney Harbour with his family. The plans were used by Dach to make a 1"to1ft (1:12) scale model of the dinghy at the Mark Moran Vauclose Shed Annexe. Nice job mate!





A HAPPY STORY

by Tom Wolf

In a world torn with strife and bad news, every once in a while you hear about a small miracle which is inspirational and ends happily.

About 35 years ago, Sydney man Doug McKenzie had a catastrophic accident with a drop saw and his dominant hand was severed. Since he was a builder, carpenter and joiner everybody thought that was the end of that.

As fate would have it, he came under the care of well respected microsurgeon Michael Baldwin who replanted his hand, and with that surgery and a lot of subsequent care, Doug was able to return to his work for the rest of his working life.

But that is not where the story ends. Doug not just returned to work, but he recovered his dexterity to the extent that he became a very proficient modeller in his retirement, he names his models after Dr Baldwin to whom he is eternally grateful. Doug's work illustrates this article.



The roadster and the Kenworth truck are displayed with pride by Dr Baldwin (who has since also retired) on his desk. The roadster is aptly described as 1940 Baldwin Roadster - Reg. "Micro 1".

Made of a variety of timbers, the models are exquisite and show the extent to which Doug has recovered his skills.

To top it all off, Doug has also built a large scale model (displayed in Doug's home) of a US Iowa-class battleship which he has named "USS Michael Baldwin" in gratitude and dedicated to the doctor who made it all possible.



I don't know about you, but I'm inspired!!



FUNNY SIGNS

Contributed by Graham Ely

In a Laundromat:

**AUTOMATIC WASHING MACHINES: PLEASE REMOVE
ALL YOUR CLOTHES WHEN THE LIGHT GOES OUT**

In a London department store:

BARGAIN BASEMENT UPSTAIRS

In an office:

**WOULD THE PERSON WHO TOOK THE STEP LADDER
YESTERDAY PLEASE BRING IT BACK
OR FURTHER STEPS WILL BE TAKEN**

Also in an office:

**AFTER TEA BREAK STAFF SHOULD EMPTY THE TEAPOT
AND STAND UPSIDE DOWN ON THE DRAINING BOARD**

Outside a second hand shop:

**WE EXCHANGE ANYTHING - BICYCLES, WASHING
MACHINES, ETC. WHY NOT BRING YOUR WIFE
ALONG AND GET A WONDERFUL BARGAIN?**

In health food shop window:

CLOSED DUE TO ILLNESS

Spotted in a safari park: (I sure hope so)

ELEPHANTS, PLEASE STAY IN YOUR CAR

In a farmer's field:

**THE FARMER ALLOWS WALKERS TO CROSS
THE FIELD FOR FREE, BUT THE BULL CHARGES**

Message on a leaflet:

**IF YOU CANNOT READ, THIS LEAFLET WILL
TELL YOU HOW TO GET LESSONS**

On a repair shop door:

**WE CAN REPAIR ANYTHING. (PLEASE KNOCK HARD
ON THE DOOR - THE BELL DOESN'T WORK)**

WAS CONFUCIOUS A WOODWORKER?

